



## RADIO TEST REPORT

For

Shenzhen Huafurui Technology Co., Ltd

Tablet

Test Model: TAB 50

Prepared for : Shenzhen Huafurui Technology Co., Ltd  
Address : Unit 1401 & 1402, 14/F, Jinqi Zhigu Mansion (No. 4 Building of Chongwen Garden), Crossing of the Liuxian Street and Tangling Road, Taoyuan Street, Nanshan District, Shenzhen, P.R. China

Prepared by : Shenzhen LCS Compliance Testing Laboratory Ltd.  
Address : Room 101, 201, Building A and Room 301, Building C, Juji Industrial Park, Yabianxueziwei, Shajing Street, Bao'an District, Shenzhen, Guangdong, China

Tel : (+86)755-82591330  
Fax : (+86)755-82591332  
Web : www.LCS-cert.com  
Mail : webmaster@LCS-cert.com

Date of receipt of test sample : June 25, 2023  
Number of tested samples : 2  
Serial number : Prototype  
Date of Test : June 25, 2023 ~ July 07, 2023  
Date of Report : July 10, 2023



Shenzhen LCS Compliance Testing Laboratory Ltd.

Add: Room 101, 201, Building A and Room 301, Building C, Juji Industrial Park, Yabianxueziwei, Shajing Street, Bao'an District, Shenzhen, Guangdong, China

Tel: (+86) 0755-82591330 | E-mail: webmaster@lcs-cert.com | Web: www.lcs-cert.com

Scan code to check authenticity



<b>RADIO TEST REPORT</b>	
<b>ETSI EN 301 908-1 V15.2.1 (2023-01)&amp;ETSI EN 301 908-2 V13.1.1 (2020-06)</b>	
<b>Report Reference No.</b> .....	<b>LCSA062123036EI</b>
<b>Date of Issue</b> .....	July 10, 2023
<b>Testing Laboratory Name</b> .....	<b>Shenzhen LCS Compliance Testing Laboratory Ltd.</b>
<b>Address</b> .....	Room 101, 201, Building A and Room 301, Building C, Juji Industrial Park, Yabianxueziwei, Shajing Street, Bao'an District, Shenzhen, Guangdong, China
<b>Testing Location/ Procedure</b> ....	Full application of Harmonised standards <input checked="" type="checkbox"/> Partial application of Harmonised standards <input type="checkbox"/> Other standard testing method <input type="checkbox"/>
<b>Applicant's Name</b> .....	<b>Shenzhen Huafurui Technology Co., Ltd</b>
<b>Address</b> .....	Unit 1401 & 1402, 14/F, Jinqi Zhigu Mansion (No. 4 Building of Chongwen Garden), Crossing of the Liuxian Street and Tangling Road, Taoyuan Street, Nanshan District, Shenzhen, P.R. China
<b>Test Specification</b>	
<b>Standard</b> .....	ETSI EN 301 908-1 V15.2.1 (2023-01) ETSI EN 301 908-2 V13.1.1 (2020-06)
<b>Test Report Form No</b> .....	LCSEMC-1.0
<b>TRF Originator</b> .....	Shenzhen LCS Compliance Testing Laboratory Ltd.
<b>Master TRF</b> .....	Dated 2017-06
<b>Shenzhen LCS Compliance Testing Laboratory Ltd. All rights reserved.</b> This publication may be reproduced in whole or in part for non-commercial purposes as long as the Shenzhen LCS Compliance Testing Laboratory Ltd. is acknowledged as copyright owner and source of the material. Shenzhen LCS Compliance Testing Laboratory Ltd. takes no responsibility for and will not assume liability for damages resulting from the reader's interpretation of the reproduced material due to its placement and context.	
<b>Test Item Description</b> ..... : <b>Tablet</b>	
<b>Trade Mark</b> .....	CUBOT
<b>Test Model</b> .....	TAB 50
<b>Ratings</b> .....	For AC Adapter Input: 100-240V~, 50/60Hz, 0.8A Adapter Output: 5.0V=3.0A OR 9.0V=2.0A OR 12.0V=1.5A 18.0W DC 3.85V by Rechargeable Li-ion Battery, 7500mAh
<b>Result</b> .....	<b>Positive</b>

Compiled by:

Kevin Huang

Supervised by:

Cary Luo

Approved by:

Gavin Liang

Kevin Huang/ Administrator

Cary Luo/ Technique principal

Gavin Liang/ Manager



Shenzhen LCS Compliance Testing Laboratory Ltd.

Add: Room 101, 201, Building A and Room 301, Building C, Juji Industrial Park, Yabianxueziwei, Shajing Street, Bao'an District, Shenzhen, Guangdong, China

Tel: +(86) 0755-82591330 | E-mail: webmaster@lcs-cert.com | Web: www.lcs-cert.com

Scan code to check authenticity



## RADIO -- TEST REPORT

**Test Report No. : LCSA062123036EI**July 10, 2023

Date of issue

Test Model..... : TAB 50

EUT..... : Tablet

**Applicant..... : Shenzhen Huafurui Technology Co., Ltd**

Address..... : Unit 1401 &amp; 1402, 14/F, Jinqi Zhigu Mansion (No. 4 Building of Chongwen Garden), Crossing of the Liuxian Street and Tangling Road, Taoyuan Street, Nanshan District, Shenzhen, P.R. China

Telephone..... : /

Fax..... : /

**Manufacturer..... : Shenzhen Huafurui Technology Co., Ltd**

Address..... : Unit 1401 &amp; 1402, 14/F, Jinqi Zhigu Mansion (No. 4 Building of Chongwen Garden), Crossing of the Liuxian Street and Tangling Road, Taoyuan Street, Nanshan District, Shenzhen, P.R. China

Telephone..... : /

Fax..... : /

**Factory..... : Shenzhen Huafurui Technology Co., Ltd**

Address..... : Unit 1401 &amp; 1402, 14/F, Jinqi Zhigu Mansion (No. 4 Building of Chongwen Garden), Crossing of the Liuxian Street and Tangling Road, Taoyuan Street, Nanshan District, Shenzhen, P.R. China

Telephone..... : /

Fax..... : /

**Test Result****Positive**

The test report merely corresponds to the test sample.

It is not permitted to copy extracts of these test result without the written permission of the test laboratory.



Shenzhen LCS Compliance Testing Laboratory Ltd.

Add: Room 101, 201, Building A and Room 301, Building C, Juji Industrial Park, Yabianxueziwei, Shajing Street, Bao'an District, Shenzhen, Guangdong, China

Tel: +(86) 0755-82591330 | E-mail: webmaster@lcs-cert.com | Web: www.lcs-cert.com

Scan code to check authenticity



Revision History

Report Version	Issue Date	Revision Content	Revised By
000	July 10, 2023	Initial Issue	---



Shenzhen LCS Compliance Testing Laboratory Ltd.  
Add: Room 101, 201, Building A and Room 301, Building C, Juji Industrial Park, Yabianxueziwei, Shajing Street,  
Bao'an District, Shenzhen, Guangdong, China  
Tel: +(86) 0755-82591330 | E-mail: webmaster@lcs-cert.com | Web: www.lcs-cert.com  
Scan code to check authenticity



## TABLE OF CONTENTS

<b>1. GENERAL INFORMATION .....</b>	<b>6</b>
1.1. PRODUCT DESCRIPTION FOR EQUIPMENT UNDER TEST (EUT) .....	6
1.2. SUPPORT EQUIPMENT LIST .....	9
1.3. EXTERNAL I/O .....	9
1.4. OBJECTIVE .....	9
1.5. TEST CONDITIONS .....	9
1.6. DESCRIPTION OF TEST MODE .....	10
1.7. MEASUREMENT UNCERTAINTY (95% CONFIDENCE LEVELS, K=2) .....	10
1.8. DESCRIPTION OF TEST FACILITY .....	10
<b>2. SYSTEM TEST CONFIGURATION .....</b>	<b>11</b>
2.1. JUSTIFICATION .....	11
2.2. EUT EXERCISE SOFTWARE .....	11
2.3. SPECIAL ACCESSORIES .....	11
2.4. BLOCK DIAGRAM/SCHEMATICS .....	11
2.5. EQUIPMENT MODIFICATIONS .....	11
2.6. TEST SETUP .....	11
<b>3. SUMMARY OF TEST RESULTS .....</b>	<b>12</b>
<b>4. LIST OF MEASURING EQUIPMENT .....</b>	<b>14</b>
<b>5. PHOTOGRAPHS OF TEST SETUP .....</b>	<b>15</b>
<b>6. PHOTOGRAPHS OF THE EUT .....</b>	<b>15</b>





## 1. GENERAL INFORMATION

### 1.1. Product Description for Equipment Under Test (EUT)

EUT	: Tablet
Test Model	: TAB 50
Power Supply	: For AC Adapter Input: 100-240V~, 50/60Hz, 0.8A Adapter Output: 5.0V=3.0A OR 9.0V=2.0A OR 12.0V=1.5A 18.0W DC 3.85V by Rechargeable Li-ion Battery, 7500mAh
Hardware Version	: T2203G-MC-V1.1
Software Version	: CUBOT_TAB 50_P051_V01
Bluetooth	:
Frequency Range	: 2402MHz~2480MHz
Channel Number	: 79 channels for Bluetooth V5.0 (BDR/EDR) 40 channels for Bluetooth V5.0 (BT LE)
Channel Spacing	: 1MHz for Bluetooth V5.0 (BDR/EDR) 2MHz for Bluetooth V5.0 (BT LE)
Modulation Type	: GFSK, $\pi/4$ -DQPSK, 8-DPSK for Bluetooth V5.0 (BDR/EDR) GFSK for Bluetooth V5.0 (BT LE)
Bluetooth Version	: V5.0
Antenna Description	: PIFA Antenna, 0.26dBi(Max.)
WIFI(2.4G Band)	:
Frequency Range	: 2412MHz~2472MHz
Channel Spacing	: 5MHz
Channel Number	: 13 Channel for 20MHz bandwidth(2412~2472MHz) 9 channels for 40MHz bandwidth(2422~2462MHz)
Modulation Type	: 802.11b: DSSS (CCK, DQPSK, DBPSK) 802.11g/n: OFDM (64QAM, 16QAM, QPSK, BPSK)
Antenna Description	: PIFA Antenna, 0.26dBi(Max.)
WIFI(5.2G Band)	:
Frequency Range	: 5180MHz~5240MHz
Channel Number	: 4 channels for 20MHz bandwidth(5180~5240MHz) 2 channels for 40MHz bandwidth(5190~5230MHz) 1 channels for 80MHz bandwidth(5210MHz)
Modulation Type	: 802.11a/n: OFDM (64QAM, 16QAM, QPSK, BPSK) 802.11ac: OFDM (256QAM, 64QAM, 16QAM, QPSK, BPSK)
Antenna Description	: PIFA Antenna, 0.38dBi(Max.)
WIFI(5.8G Band)	:



Shenzhen LCS Compliance Testing Laboratory Ltd.

Add: Room 101, 201, Building A and Room 301, Building C, Juji Industrial Park, Yabianxueziwei, Shajing Street, Bao'an District, Shenzhen, Guangdong, China

Tel: +(86) 0755-82591330 | E-mail: webmaster@lcs-cert.com | Web: www.lcs-cert.com

Scan code to check authenticity





Frequency Range : 5745MHz~5825MHz  
Channel Number : 5 channels for 20MHz bandwidth(5745~5825MHz)  
2 channels for 40MHz bandwidth(5755~5795MHz)  
1 channels for 80MHz bandwidth(5775MHz)  
Modulation Type : 802.11a/n: OFDM (64QAM, 16QAM, QPSK, BPSK)  
802.11ac: OFDM (256QAM, 64QAM, 16QAM, QPSK, BPSK)  
Antenna Description : PIFA Antenna, 0.38dBi(Max.)

**2G**

Support Band : ☒ GSM 900 (EU-Band) ☒ DCS 1800 (EU-Band)  
☒ GSM 850 (U.S.-Band) ☒ PCS 1900 (U.S.-Band)  
Release Version : R99  
GPRS Class : Class 12  
EGPRS Class : Class 12  
Uplink : GSM 900: 880MHz~915MHz  
DCS 1800: 1710MHz~1785MHz  
Downlink : GSM 900: 925MHz~960MHz  
DCS 1800: 1805MHz~1880MHz  
Type Of Modulation : GMSK for GSM/GPRS; GMSK/8PSK for EGPRS  
Antenna Description : PIFA Antenna  
-0.71dBi (max.) For GSM 900  
0.7dBi (max.) For DCS 1800  
Power Class : GSM 900: Level 5, DCS 1800: Level 0  
EGPRS 900: Level 8, EGPRS 1800: Level 2

**3G**

Support Band : ☐ WCDMA Band II (U.S.-Band)  
☐ WCDMA Band V (U.S.-Band)  
☐ WCDMA Band IV (U.S.-Band)  
☒ WCDMA Band I (EU-Band)  
☒ WCDMA Band VIII (EU-Band)  
Release Version : R8  
Uplink : WCDMA Band I: 1920MHz~1980MHz  
WCDMA Band VIII: 880MHz~915MHz  
Downlink : WCDMA Band I: 2110MHz~2170MHz  
WCDMA Band VIII: 925MHz~960MHz  
Type Of Modulation : QPSK/16QAM  
Antenna Description : PIFA Antenna  
0.83dBi (max.) For WCDMA Band I  
0.71dBi (max.) For WCDMA Band VIII  
Power Class : Level 3

**LTE**

Shenzhen LCS Compliance Testing Laboratory Ltd.

Add: Room 101, 201, Building A and Room 301, Building C, Juji Industrial Park, Yabianxueziwei, Shajing Street, Bao'an District, Shenzhen, Guangdong, China

Tel: +(86) 0755-82591330 | E-mail: webmaster@lcs-cert.com | Web: www.lcs-cert.com

Scan code to check authenticity





Support Band : ☒ E-UTRA Band 1(EU-Band)  
☒ E-UTRA Band 3(EU-Band)  
☒ E-UTRA Band 7(EU-Band)  
☒ E-UTRA Band 8(EU-Band)  
☒ E-UTRA Band 20(EU-Band)

LTE Release Version : R9

FDD Band : Uplink: E-UTRA Band 1: 1920MHz~1980MHz  
E-UTRA Band 3: 1710MHz~1785MHz  
E-UTRA Band 7: 2500MHz~2570MHz  
E-UTRA Band 8: 880MHz~915MHz  
E-UTRA Band 20: 832MHz~862MHz  
Downlink: E-UTRA Band 1: 2110MHz~2170MHz  
E-UTRA Band 3: 1805MHz~1880MHz  
E-UTRA Band 7: 2620MHz~2690MHz  
E-UTRA Band 8: 925MHz~960MHz  
E-UTRA Band 20: 791MHz~821MHz

Type Of Modulation : QPSK/16QAM

Antenna Description : PIFA Antenna  
0.83dBi (max.) For E-UTRA Band 1  
0.7dBi (max.) For E-UTRA Band 3  
1.16dBi (max.) For E-UTRA Band 7  
-0.71dBi (max.) For E-UTRA Band 8  
-1.31dBi (max.) For E-UTRA Band 20

Power Class : Class 3

GPS Receiver :

Receive Frequency : 1575.42MHz

Channel Number : 1

Antenna Description : PIFA Antenna, 0.53dBi(Max.)

GLONASS Receiver :

Receive Frequency : 1602.5625MHz

Channel Number : 1

Antenna Description : PIFA Antenna, 0.53dBi(Max.)

Galileo Receiver :

Receive Frequency : 1589.74MHz

Channel Number : 1

Antenna Description : PIFA Antenna, 0.53dBi(Max.)



Shenzhen LCS Compliance Testing Laboratory Ltd.

Add: Room 101, 201, Building A and Room 301, Building C, Juji Industrial Park, Yabianxueziwei, Shajing Street, Bao'an District, Shenzhen, Guangdong, China

Tel: +(86) 0755-82591330 | E-mail: webmaster@lcs-cert.com | Web: www.lcs-cert.com

Scan code to check authenticity





## 1.2. Support Equipment List

Manufacturer	Description	Model	Serial Number	Certificate
ShenZhen HuaJin Electronics Co., Ltd	AC Adapter	HJ-FC001K7-EU	---	CE

## 1.3. External I/O

I/O Port Description	Quantity	Cable
Type-C USB Port	1	USB Cable: 1.0m, unshielded
Headphone Port	1	Headphone Cable: 1.2m, unshielded

## 1.4. Objective

Standard Referenced	Standard Title	Standard Version
ETSI EN 301 908-1	IMT cellular networks; Harmonised Standard for access to radio spectrum; Part 1: Introduction and common requirements; Release 15	V15.2.1 (2023-01)
ETSI EN 301 908-2	IMT cellular networks; Harmonised Standard for access to radio spectrum; Part 2: CDMA Direct Spread (UTRA FDD) User Equipment (UE)	V13.1.1 (2020-06)

The objective is to determine compliance with ETSI EN 301 908-1 V15.2.1 (2023-01) & ETSI EN 301 908-2 V13.1.1 (2020-06).

## 1.5. Test Conditions

Conditions	Temperature	Voltage
Normal	21-25°C	DC 3.85V
Low extreme Temperature/Low extreme Voltage (TL/VL);	-10°C	DC 3.47V
Low extreme Temperature/High extreme Voltage (TL/VH);	-10°C	DC 4.4V
High extreme Temperature/Low extreme Voltage (TH/VL);	40°C	DC 3.47V
High extreme Temperature/High extreme Voltage (TH/VH).	40°C	DC 4.4V

Note1: For all conditions, the humidity range is:40-75%, the pressure range is 86-106kPa. The High Voltage DC 4.4V and Low Voltage DC 3.47V was declared by manufacturer





## 1.6. Description Of Test Mode

### 1. WCDMA Band I

- 1). Low Channel Operation(9612Channel)
- 2). Middle Channel Operation(9750Channel)
- 3). High Channel Operation(9888Channel)

### 2. WCDMA Band VIII

- 1). Low Channel Operation(2713Channel)
- 2). Middle Channel Operation(2788Channel)
- 3). High Channel Operation(2862Channel)

## 1.7. Measurement Uncertainty (95% confidence levels, k=2)

Test Item	Uncertainty
Radio Frequency	$0.9 \times 10^{-4}$
Total RF Power, Conducted	1.0 dB
RF Power Density, Conducted	1.8 dB
Spurious Emissions, Conducted	1.8 dB
All Emissions, Radiated	3.1 dB
Temperature	0.5°C
Humidity	1 %
DC And Low Frequency Voltages	1 %

## 1.8. Description of Test Facility

NVLAP Accreditation Code is 600167-0.

FCC Designation Number is CN5024.

CAB identifier is CN0071.

CNAS Registration Number is L4595.



Shenzhen LCS Compliance Testing Laboratory Ltd.  
Add: Room 101, 201, Building A and Room 301, Building C, Juji Industrial Park, Yabianxueziwei, Shajing Street,  
Bao'an District, Shenzhen, Guangdong, China  
Tel: +(86) 0755-82591330 | E-mail: webmaster@lcs-cert.com | Web: www.lcs-cert.com  
Scan code to check authenticity



## 2. SYSTEM TEST CONFIGURATION

### 2.1. Justification

N/A

### 2.2. EUT Exercise Software

N/A

### 2.3. Special Accessories

The special accessories were supplied by Shenzhen LCS Compliance Testing Laboratory Ltd.

### 2.4. Block Diagram/Schematics

Please refer to the related document.

### 2.5. Equipment Modifications

Shenzhen LCS Compliance Testing Laboratory Ltd. has not done any modification on the EUT.

### 2.6. Test Setup

Please refer to the test setup photo.



Shenzhen LCS Compliance Testing Laboratory Ltd.

Add: Room 101, 201, Building A and Room 301, Building C, Juji Industrial Park, Yabianxueziwei, Shajing Street, Bao'an District, Shenzhen, Guangdong, China

Tel: +(86) 0755-82591330 | E-mail: webmaster@lcs-cert.com | Web: www.lcs-cert.com

Scan code to check authenticity



### 3. SUMMARY OF TEST RESULTS

Test Engineer	:	Taylor Hu
Temperature/ Humidity:	:	22.3°C/ 52.8%

Reference Clause No. (ETSI EN 301 908-2)	Description of Test Items	WCDMA Band VIII	WCDMA Band I
		Result	Result
4.2.2	Transmitter maximum output power		
	Normal	Pass	Pass
	TL/VL	Pass	Pass
	TL/VH	Pass	Pass
	TH/VL	Pass	Pass
	TH/VH	Pass	Pass
	Transmitter maximum output power for HSDPA & HSUPA		
	Normal	Pass	Pass
	TL/VL	Pass	Pass
	TL/VH	Pass	Pass
	TH/VL	Pass	Pass
	TH/VH	Pass	Pass
4.2.3	Transmitter spectrum emission mask		
	Normal	Pass	Pass
	Transmitter spectrum emission mask for HSDPA & HSUPA		
	Normal	Pass	Pass
4.2.4	Transmitter spurious emissions		
	Normal	Pass	Pass
	Transmitter spurious emission for HSDPA & HSUPA		
	Normal	Pass	Pass
4.2.5	Transmitter minimum output power		
	Normal	Pass	Pass
	TL/VL	Pass	Pass
	TL/VH	Pass	Pass
	TH/VL	Pass	Pass
	TH/VH	Pass	Pass
4.2.6	Receiver Adjacent Channel Selectivity (ACS)		
	NT / NV	Pass	Pass
	Receiver Adjacent Channel Selectivity for HSDPA & HSUPA		
	NT / NV	Pass	Pass
4.2.7	Receiver blocking characteristics		
	Normal	Pass	Pass
4.2.8	Receiver spurious response		
	Normal	Pass	Pass



Shenzhen LCS Compliance Testing Laboratory Ltd.

Add: Room 101, 201, Building A and Room 301, Building C, Juji Industrial Park, Yabianxueziwei, Shajing Street, Bao'an District, Shenzhen, Guangdong, China

Tel: +(86) 0755-82591330 | E-mail: webmaster@lcs-cert.com | Web: www.lcs-cert.com

Scan code to check authenticity



4.2.9	Receiver intermodulation characteristics		
	Normal	Pass	Pass
4.2.10	Receiver spurious emissions		
	Normal	Pass	Pass
4.2.11	Out-of-synchronization handling of output power		
	Normal	Pass	Pass
4.2.12	Transmitter Adjacent Channel Leakage power Ratio (ACLR)		
	Normal	Pass	Pass
	TL/VL	Pass	Pass
	TL/VH	Pass	Pass
	TH/VL	Pass	Pass
	TH/VH	Pass	Pass
	Transmitter Adjacent Channel Leakage power Ratio (ACLR) for HSDPA & HSUPA		
	Normal	Pass	Pass
	TL/VL	Pass	Pass
	TL/VH	Pass	Pass
	TH/VL	Pass	Pass
	TH/VH	Pass	Pass
4.2.13	Receiver Reference Sensitivity level		
	Normal	Pass	Pass
	TL/VL	Pass	Pass
	TL/VH	Pass	Pass
	TH/VL	Pass	Pass
	TH/VH	Pass	Pass
	Receiver Reference Sensitivity level for HSDPA & HSUPA		
	Normal	Pass	Pass
	TL/VL	Pass	Pass
	TL/VH	Pass	Pass
	TH/VL	Pass	Pass
	TH/VH	Pass	Pass

Reference Clause No. (ETSI EN 301 908-1)	Description of Test Items	WCDMA Band VIII	WCDMA Band I
		Result	Result
4.2.2	Radiated emissions (UE)		
	Normal	Pass	Pass
4.2.4	Control and monitoring functions (UE)		
	Normal	Pass	Pass

\*\*\*Note:

**Result:** Describes test result of Test Case.

**Pass:** Test Case passed on specified conformance test platform.

**Normal(TN/VN):** Normal temperature – 25°C; Normal voltage. – DC 3.85V

**TH:** High extreme Temperature – +40°C

**VH:** High extreme Voltage – DC 4.4V

**TL:** Low extreme Temperature – -10°C

**VL:** Low extreme Voltage – DC 3.47V

**N/A:** Not applicable.

—: Not test.



Shenzhen LCS Compliance Testing Laboratory Ltd.

Add: Room 101, 201, Building A and Room 301, Building C, Juji Industrial Park, Yabianxueziwei, Shajing Street, Bao'an District, Shenzhen, Guangdong, China

Tel: +(86) 0755-82591330 | E-mail: webmaster@lcs-cert.com | Web: www.lcs-cert.com

Scan code to check authenticity



#### 4. LIST OF MEASURING EQUIPMENT

Item	Equipment	Manufacturer	Model No.	Serial No.	Cal Date	Due Date
1	LTE Test Software	Tonscend	JS1120-1	N/A	N/A	N/A
2	RF Control Unit	Tonscend	JS0806-1	158060009	2022-10-29	2023-10-28
3	MXA Signal Analyzer	Agilent	N9020A	MY51250905	2022-10-29	2023-10-28
4	DC Power Supply	Agilent	E3642A	N/A	2022-10-29	2023-10-28
5	MXG Vector Signal Generator	Agilent	N5182A	MY47071151	2023-06-15	2024-06-14
6	PSG Analog Signal Generator	Agilent	E8257D	MY4520521	2023-06-15	2024-06-14
7	Temperature & Humidity Chamber	GUANGZHOU GOGNWEN	GDS-100	70932	2022-10-06	2023-10-05
8	EMI Test Software	Farad	EZ	/	N/A	N/A
9	3m Full Anechoic Chamber	MRDIANZI	FAC-3M	MR009	2021-09-25	2024-09-24
10	Positioning Controller	Max-Full	MF7802BS	MF780208586	N/A	N/A
11	Active Loop Antenna	SCHWARZBECK	FMZB 1519B	00005	2021-08-29	2024-08-28
12	By-log Antenna	SCHWARZBECK	VULB9163	9163-470	2021-09-12	2024-09-11
13	Horn Antenna	SCHWARZBECK	BBHA 9120D	9120D-1925	2021-09-05	2024-09-04
14	Broadband Horn Antenna	SCHWARZBECK	BBHA 9170	791	2021-08-29	2024-08-28
15	Broadband Preamplifier	SCHWARZBECK	BBV9719	9719-025	2023-06-15	2024-06-14
16	EMI Test Receiver	R&S	ESR 7	101181	2023-06-15	2024-06-14
17	RS SPECTRUM ANALYZER	R&S	FSP40	100503	2022-10-29	2023-10-28
18	Broadband Preamplifier	/	BP-01M18G	P190501	2023-06-15	2024-06-14
19	WIDEBAND RADIO COMMUNICATION TESTER	R&S	CMW 500	103818	2023-06-15	2024-06-14
20	RF Filter	Micro-Tronics	BRC50718	017	2022-10-29	2023-10-28
21	RF Filter	Micro-Tronics	BRC50719	011	2022-10-29	2023-10-28
22	RF Filter	Micro-Tronics	BRC50720	011	2022-10-29	2023-10-28
23	RF Filter	Micro-Tronics	BRC50721	013	2022-10-29	2023-10-28
24	RF Filter	Micro-Tronics	BRM50702	195	2022-08-17	2023-08-16
25	6dB Attenuator	/	100W/6dB	1172040	2023-06-15	2024-06-14
26	3dB Attenuator	/	2N-3dB	/	2022-10-29	2023-10-28



Shenzhen LCS Compliance Testing Laboratory Ltd.

Add: Room 101, 201, Building A and Room 301, Building C, Juji Industrial Park, Yabianxueziwei, Shajing Street, Bao'an District, Shenzhen, Guangdong, China

Tel: +(86) 0755-82591330 | E-mail: webmaster@lcs-cert.com | Web: www.lcs-cert.com

Scan code to check authenticity





## 5. PHOTOGRAPHS OF TEST SETUP

Please refer to separated files Appendix D for Photographs of Test Setup\_RF.

## 6. PHOTOGRAPHS OF THE EUT

Please refer to separated files Appendix C for Photographs of The EUT.





## Annex A

### Transmitter maximum output power

The worst test result of maximum output power for WCDMA Band I

Test Condition		Measure Result (dBm)			Nominal Output Power (dBm)	Conclusion
Temperature (°C)	Voltage (Vdc)	Low Channel 9612	Middle Channel 9750	High Channel 9888		
TL	VL	22.79	22.85	22.83	24	Pass
	VN	23.24	23.19	23.16		Pass
	VH	23.13	23.12	23.19		Pass
TN	VL	23.30	23.36	23.32		Pass
	VN	23.60	23.51	23.51		Pass
	VH	23.24	23.23	23.22		Pass
TH	VL	23.16	23.10	23.09		Pass
	VN	22.89	22.90	22.88		Pass
	VH	22.88	22.94	22.88		Pass

The worst test result of maximum output power for WCDMA Band I (HSUPA)

Test Condition		Measure Result (dBm)			Nominal Output Power (dBm)	Conclusion
Temperature (°C)	Voltage (Vdc)	Low Channel 9612	Middle Channel 9750	High Channel 9888		
TL	VL	21.39	21.43	21.52	24	Pass
	VN	22.22	22.23	22.19		Pass
	VH	22.02	22.01	22.05		Pass
TN	VL	22.13	22.09	22.03		Pass
	VN	22.42	22.40	22.41		Pass
	VH	22.01	22.03	22.01		Pass
TH	VL	21.90	21.90	21.96		Pass
	VN	21.98	21.97	22.02		Pass
	VH	21.84	21.83	21.80		Pass

The worst test result of maximum output power for WCDMA Band I (HSDPA)

Test Condition		Measure Result (dBm)			Nominal Output Power (dBm)	Conclusion
Temperature (°C)	Voltage (Vdc)	Low Channel 9612	Middle Channel 9750	High Channel 9888		
TL	VL	21.87	21.84	21.85	24	Pass
	VN	21.92	21.92	21.88		Pass
	VH	21.89	21.90	21.94		Pass
TN	VL	21.89	21.87	21.86		Pass
	VN	22.67	22.63	22.63		Pass
	VH	21.90	21.88	21.89		Pass
TH	VL	21.96	22.01	22.00		Pass
	VN	21.77	21.77	21.86		Pass
	VH	21.67	21.66	21.70		Pass



Shenzhen LCS Compliance Testing Laboratory Ltd.

Add: Room 101, 201, Building A and Room 301, Building C, Juji Industrial Park, Yabianxueziwei, Shajing Street, Bao'an District, Shenzhen, Guangdong, China

Tel: +(86) 0755-82591330 | E-mail: webmaster@lcs-cert.com | Web: www.lcs-cert.com

Scan code to check authenticity



The worst test result of maximum output power for WCDMA Band VIII

Test Condition		Measure Result (dBm)			Nominal Output Power (dBm)	Conclusion
Temperature (°C)	Voltage (Vdc)	Low Channel 2713	Middle Channel 2788	High Channel 2862		
TL	VL	22.69	22.74	22.65	24	Pass
	VN	22.86	22.84	22.82		Pass
	VH	22.85	22.87	22.87		Pass
TN	VL	23.09	23.13	23.14		Pass
	VN	23.20	23.13	23.09		Pass
	VH	23.27	23.26	23.25		Pass
TH	VL	23.01	23.02	23.00		Pass
	VN	22.81	22.82	22.83		Pass
	VH	22.81	22.84	22.84		Pass

The worst test result of maximum output power for WCDMA Band VIII (HSUPA)

Test Condition		Measure Result (dBm)			Nominal Output Power (dBm)	Conclusion
Temperature (°C)	Voltage (Vdc)	Low Channel 2713	Middle Channel 2788	High Channel 2862		
TL	VL	21.80	21.82	21.81	24	Pass
	VN	22.04	22.05	22.07		Pass
	VH	21.85	21.87	21.90		Pass
TN	VL	22.62	22.60	22.60		Pass
	VN	22.24	22.26	22.25		Pass
	VH	22.18	22.17	22.13		Pass
TH	VL	21.97	22.01	21.92		Pass
	VN	21.66	21.71	21.69		Pass
	VH	21.98	21.97	22.01		Pass

The worst test result of maximum output power for WCDMA Band VIII (HSDPA)

Test Condition		Measure Result (dBm)			Nominal Output Power (dBm)	Conclusion
Temperature (°C)	Voltage (Vdc)	Low Channel 2713	Middle Channel 2788	High Channel 2862		
TL	VL	22.17	22.14	22.15	24	Pass
	VN	21.84	21.84	21.81		Pass
	VH	21.89	21.84	21.83		Pass
TN	VL	22.22	22.25	22.27		Pass
	VN	22.31	22.34	22.29		Pass
	VH	22.01	21.98	21.97		Pass
TH	VL	21.77	21.73	21.82		Pass
	VN	21.74	21.73	21.65		Pass
	VH	22.03	22.08	22.02		Pass



Shenzhen LCS Compliance Testing Laboratory Ltd.

Add: Room 101, 201, Building A and Room 301, Building C, Juji Industrial Park, Yabianxueziwei, Shajing Street, Bao'an District, Shenzhen, Guangdong, China

Tel: +(86) 0755-82591330 | E-mail: webmaster@lcs-cert.com | Web: www.lcs-cert.com

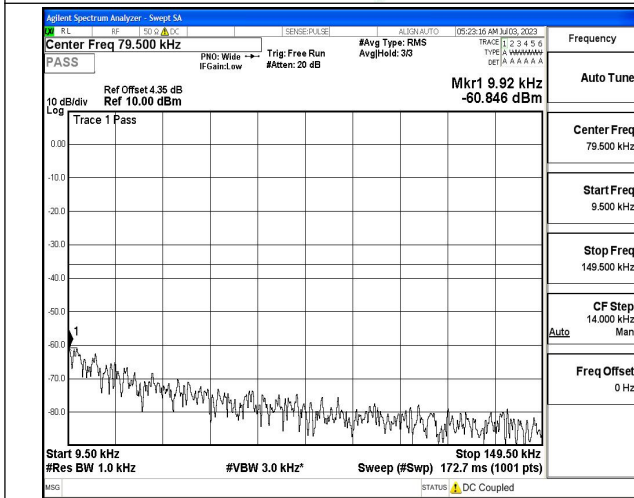
Scan code to check authenticity



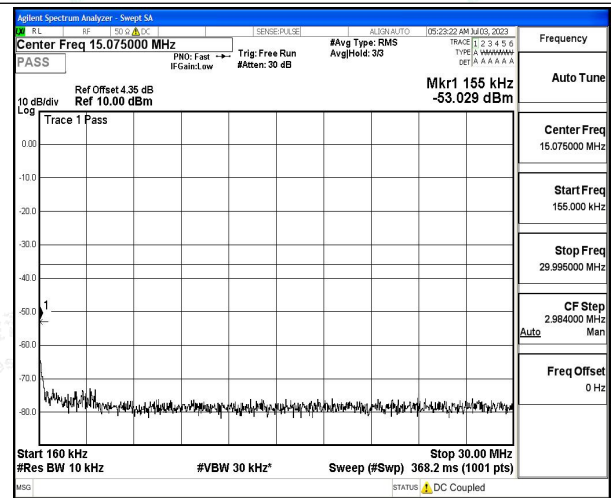
## Transmitter spurious emissions

(Note: Only Record The Worst Test Result.)

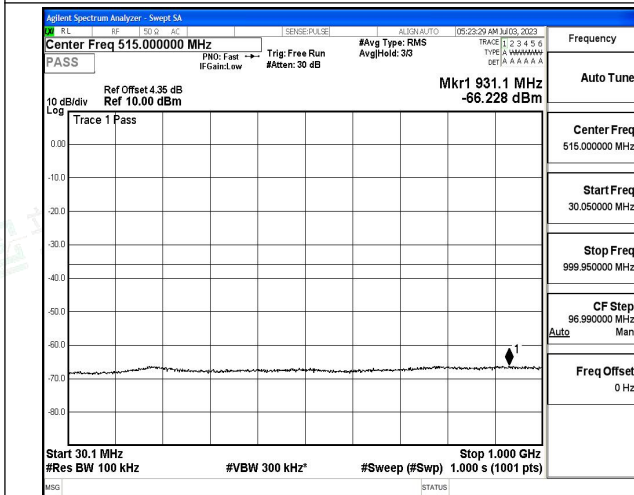
## The Worst Test Result of Spurious Emissions for Band I (Middle Channel, Traffic)



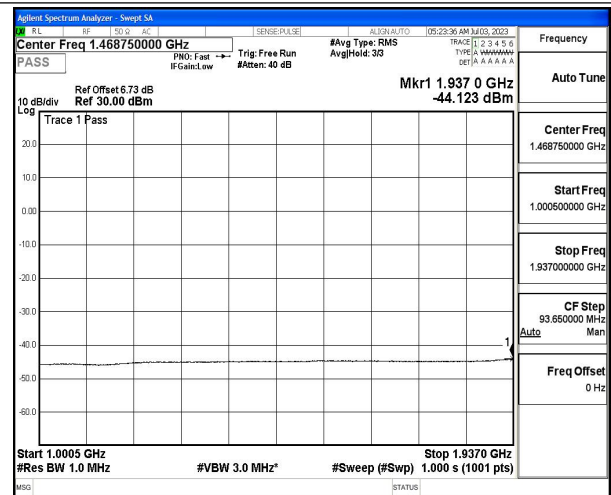
9.50KHz~149.50KHz



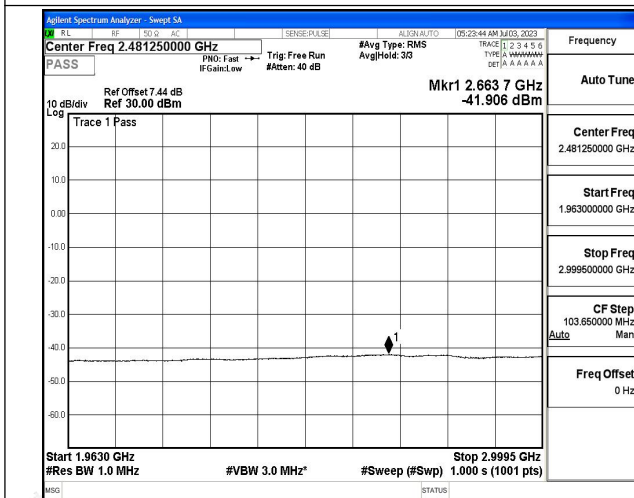
160KHz~30.00MHz



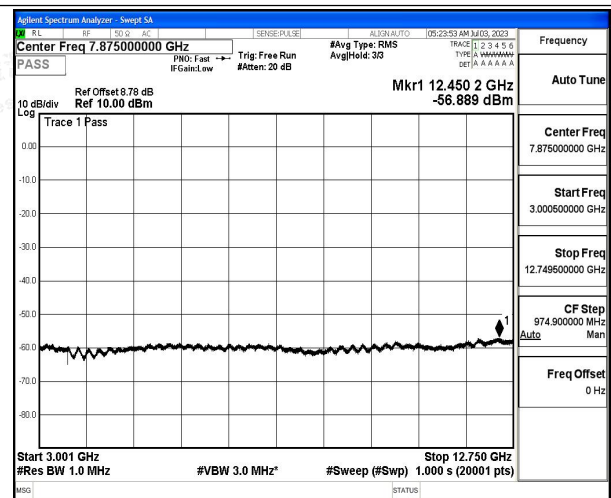
30.1MHz~1.000GHz



1.0005GHz~1.9370GHz



1.9630GHz~2.9995GHz



3.001GHz~12.750GHz



Shenzhen LCS Compliance Testing Laboratory Ltd.

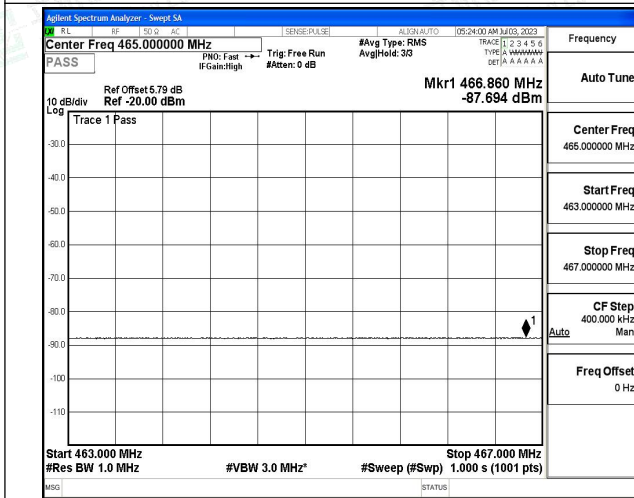
Add: Room 101, 201, Building A and Room 301, Building C, Juji Industrial Park, Yabianxueziwei, Shajing Street, Bao'an District, Shenzhen, Guangdong, China

Tel: +(86) 0755-82591330 | E-mail: webmaster@lcs-cert.com | Web: www.lcs-cert.com

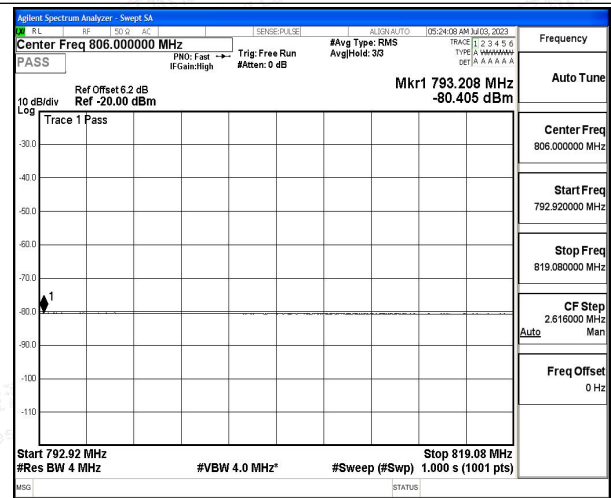
Scan code to check authenticity



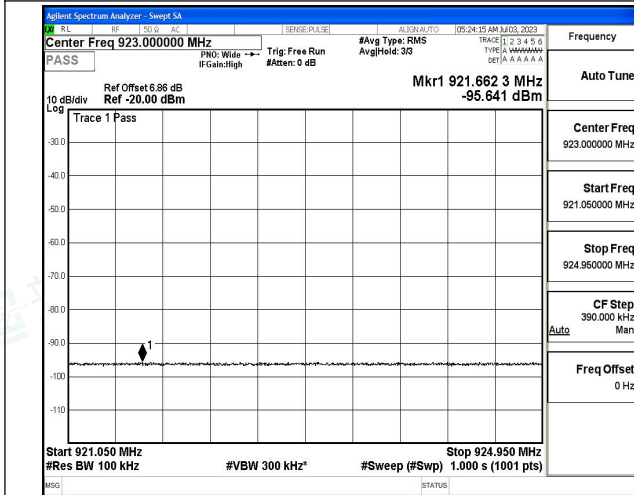
## The Worst Test Result of Spurious Emissions for Band I (Middle Channel, Traffic)



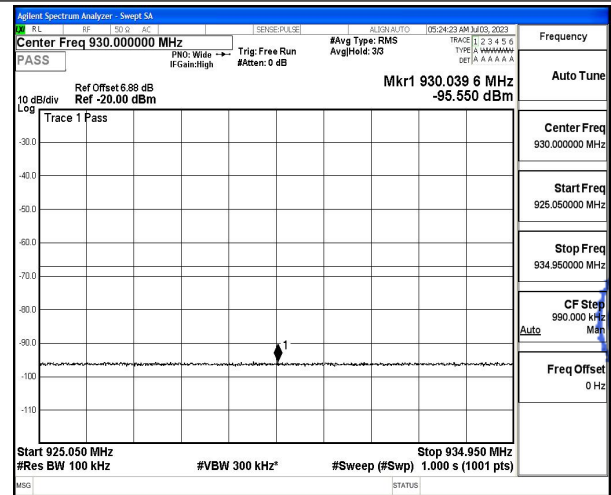
463.000MHz~467.000MHz



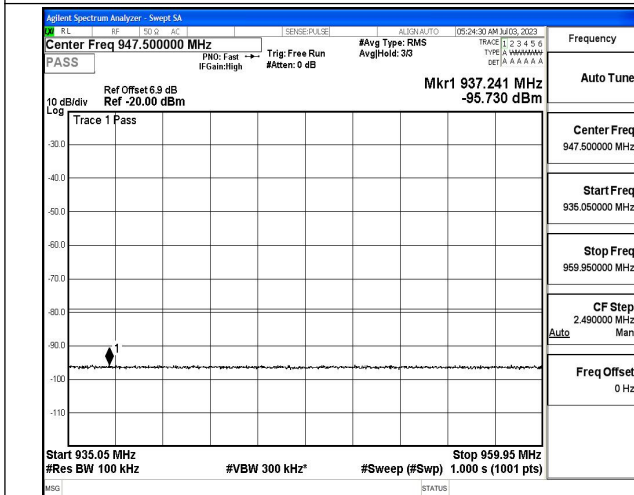
792.92MHz~819.08MHz



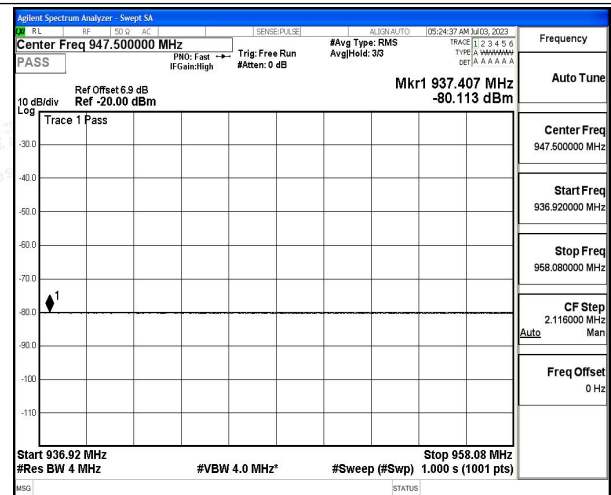
921.050MHz~924.950MHz



925.050MHz~934.950MHz



935.05MHz~959.95MHz



936.92MHz~958.08MHz

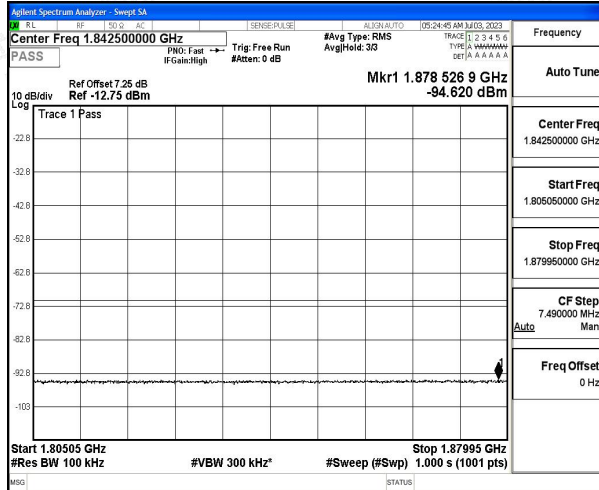


Shenzhen LCS Compliance Testing Laboratory Ltd.

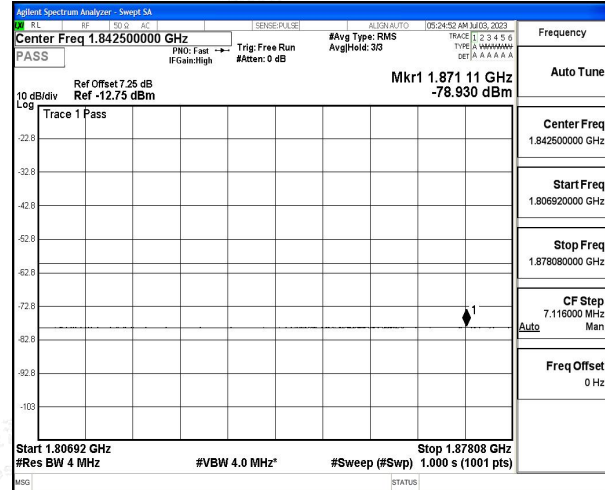
Add: Room 101, 201, Building A and Room 301, Building C, Juji Industrial Park, Yabianxueziwei, Shajing Street, Bao'an District, Shenzhen, Guangdong, China

Tel: +(86) 0755-82591330 | E-mail: webmaster@lcs-cert.com | Web: www.lcs-cert.com

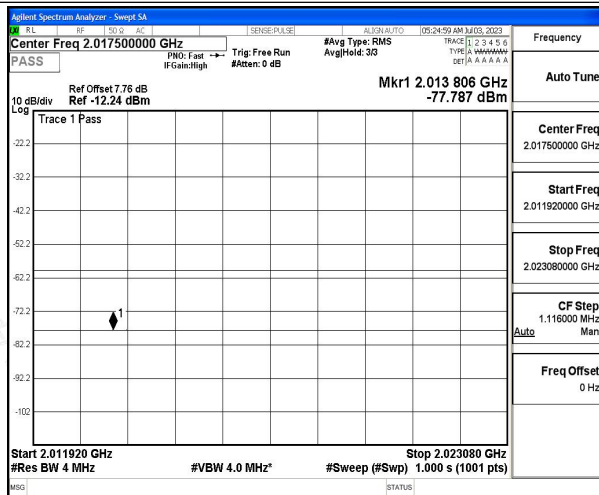
Scan code to check authenticity

**The Worst Test Result of Spurious Emissions for Band I (Middle Channel, Traffic)**

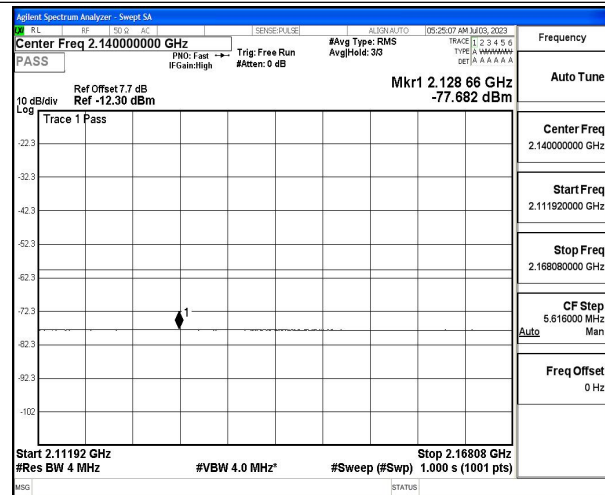
1.80505GHz~1.87995GHz



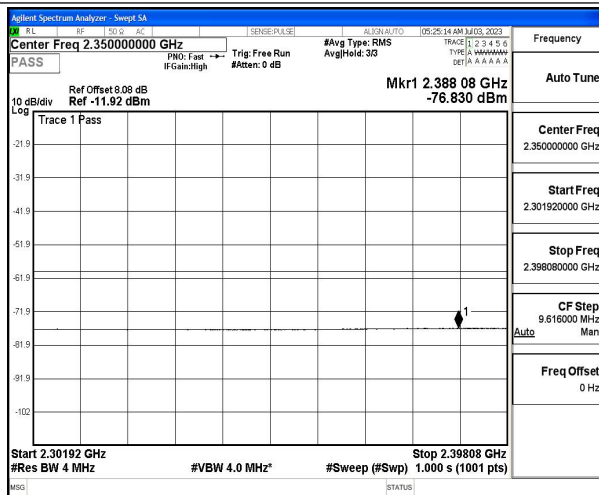
1.80692GHz~1.87808GHz



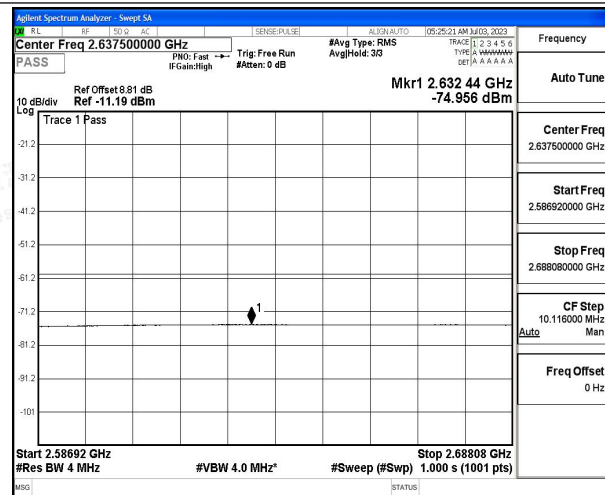
2.01192GHz~2.02308GHz



2.11192GHz~2.16808GHz



2.30192GHz~2.39808GHz



2.58692GHz~2.68808GHz



Shenzhen LCS Compliance Testing Laboratory Ltd.

Add: Room 101, 201, Building A and Room 301, Building C, Juji Industrial Park, Yabianxueziwei, Shajing Street, Bao'an District, Shenzhen, Guangdong, China

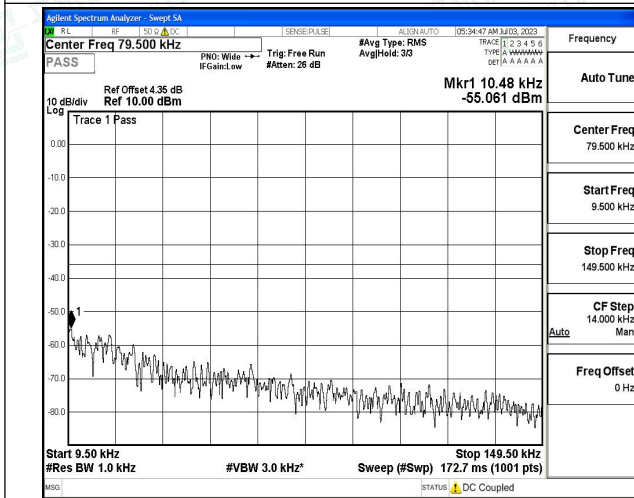
Tel: +(86) 0755-82591330 | E-mail: webmaster@lcs-cert.com | Web: www.lcs-cert.com

Scan code to check authenticity

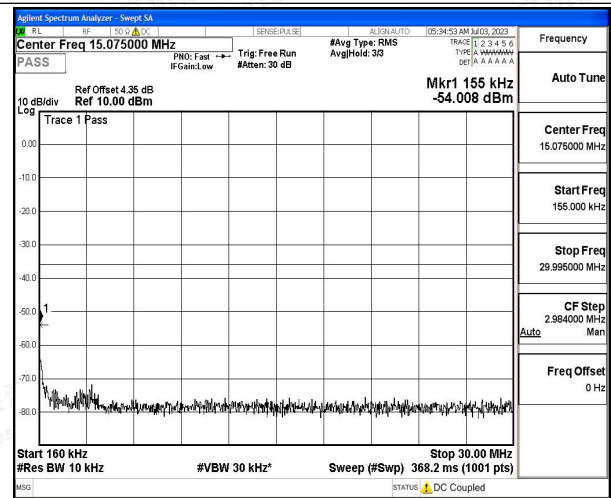




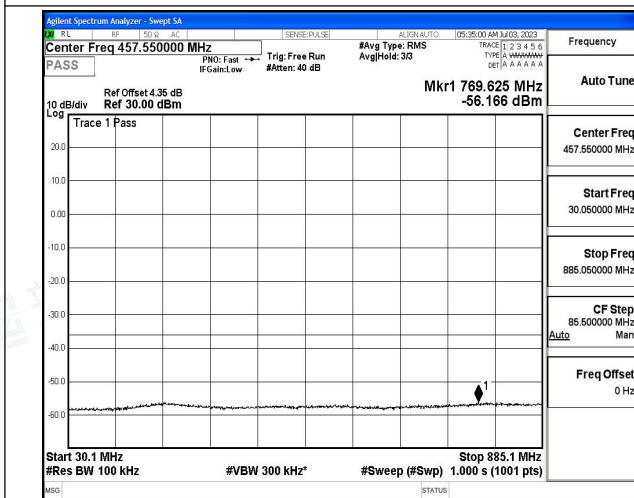
### The Worst Test Result of Spurious Emissions for Band VIII (Middle Channel, Traffic)



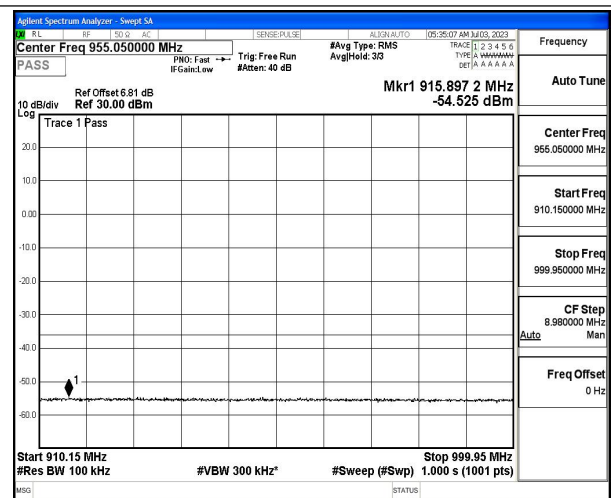
9.50KHz~149.50KHz



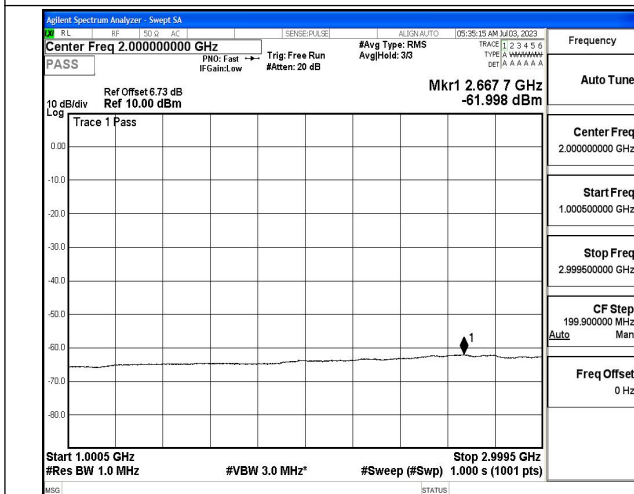
160KHz~30.00MHz



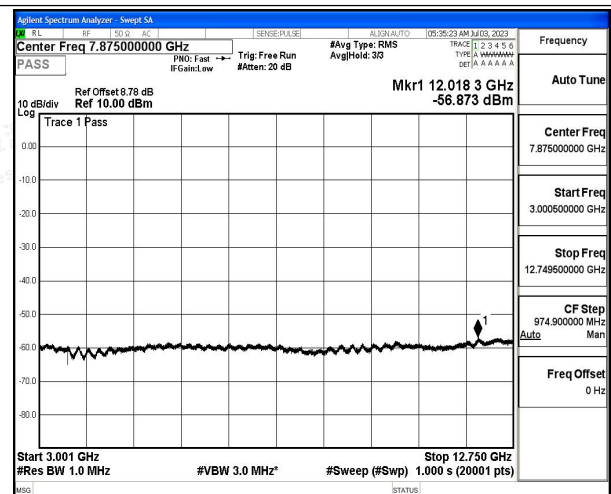
30.1MHz~885.1MHz



910.15MHz~999.95MHz



1.0005GHz~2.9995GHz



3.001GHz~12.750GHz



Shenzhen LCS Compliance Testing Laboratory Ltd.

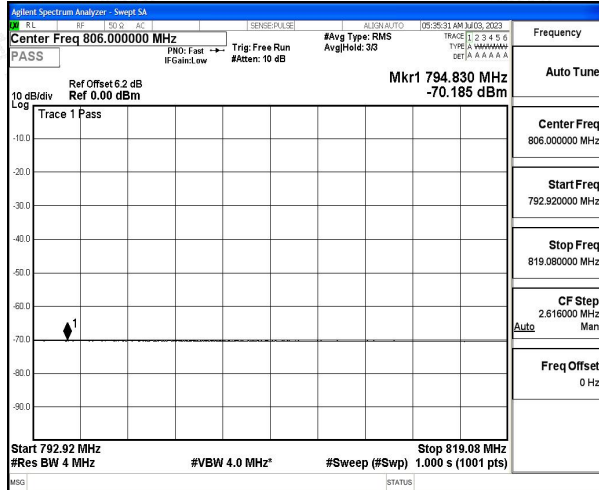
Add: Room 101, 201, Building A and Room 301, Building C, Juji Industrial Park, Yabianxueziwei, Shajing Street, Bao'an District, Shenzhen, Guangdong, China

Tel: +(86) 0755-82591330 | E-mail: webmaster@lcs-cert.com | Web: www.lcs-cert.com

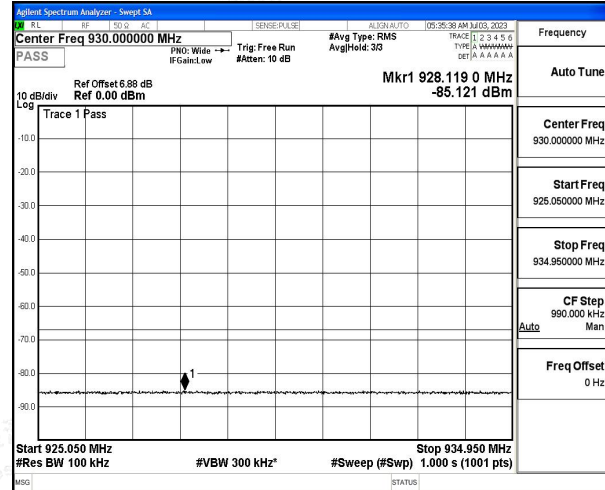
Scan code to check authenticity



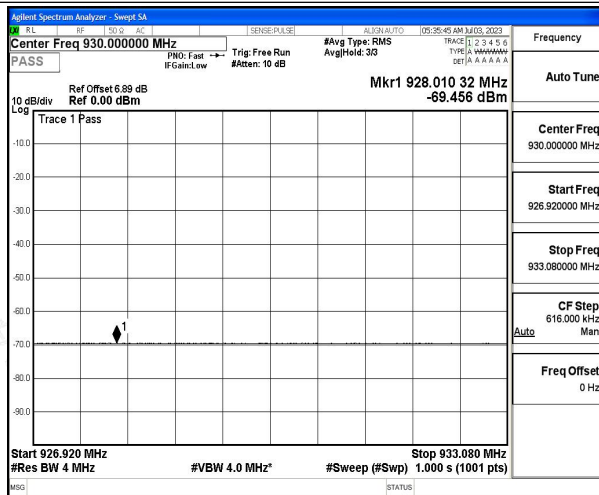
## The Worst Test Result of Spurious Emissions for Band VIII (Middle Channel, Traffic)



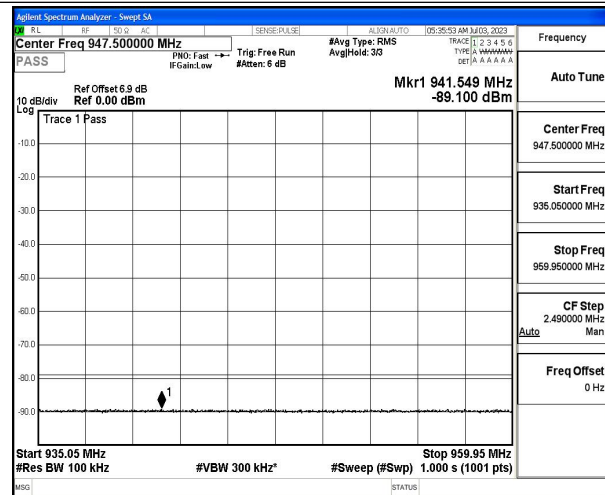
792.92MHz~819.08MHz



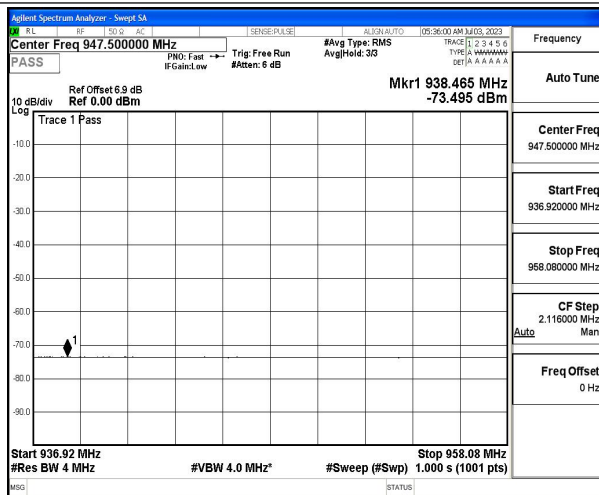
925.050MHz~934.950MHz



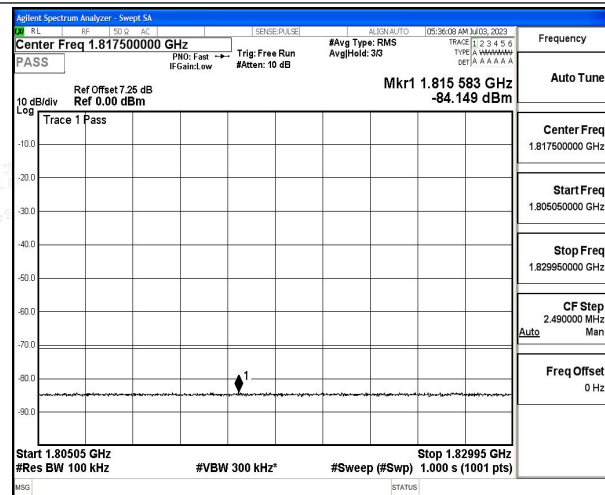
926.920MHz~933.080MHz



935.05MHz~959.95MHz



936.92MHz~958.08MHz



1.80505GHz~1.82995GHz



Shenzhen LCS Compliance Testing Laboratory Ltd.

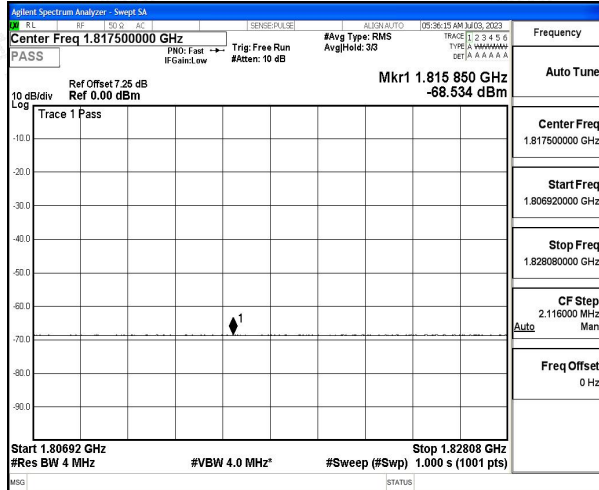
Add: Room 101, 201, Building A and Room 301, Building C, Juji Industrial Park, Yabianxueziwei, Shajing Street, Bao'an District, Shenzhen, Guangdong, China

Tel: +(86) 0755-82591330 | E-mail: webmaster@lcs-cert.com | Web: www.lcs-cert.com

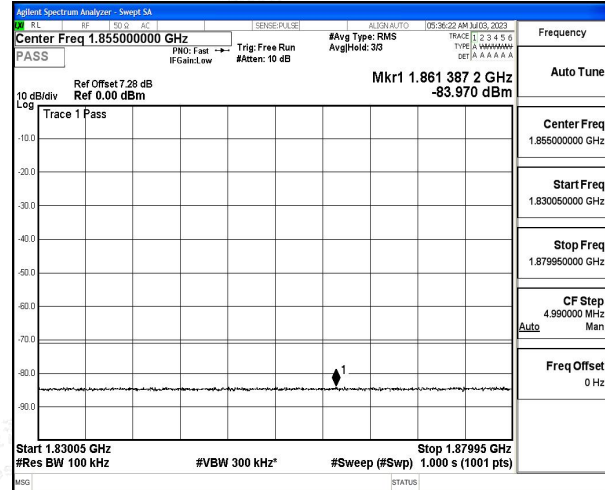
Scan code to check authenticity



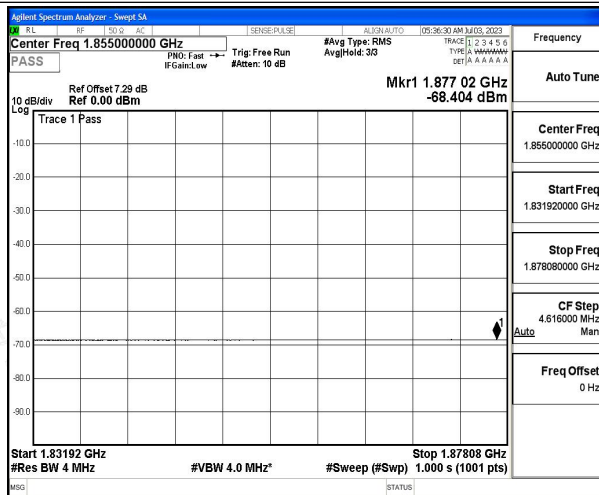
## The Worst Test Result of Spurious Emissions for Band VIII (Middle Channel, Traffic)



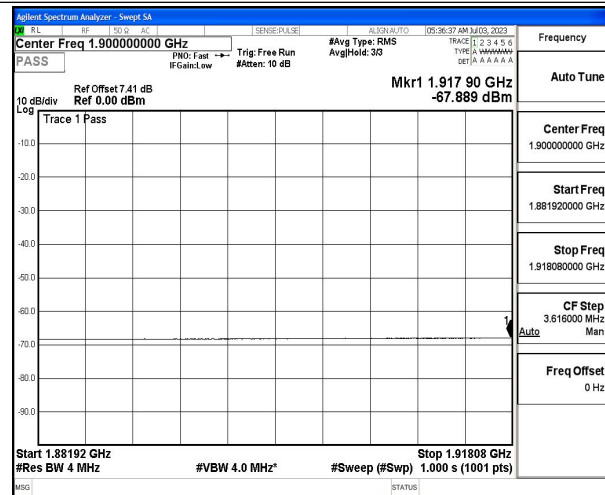
1.80692GHz~1.82808GHz



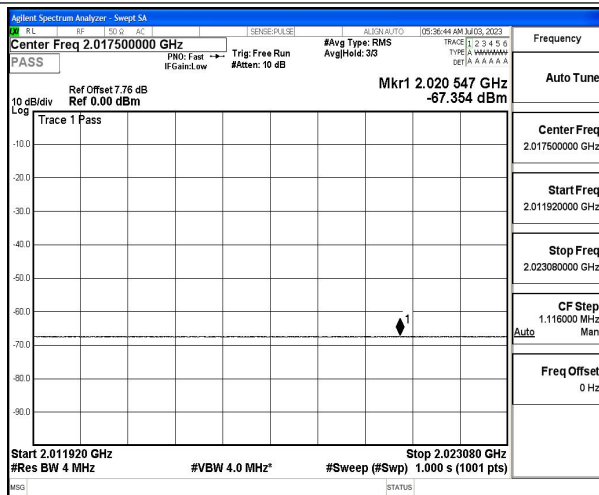
1.83005GHz~1.87995GHz



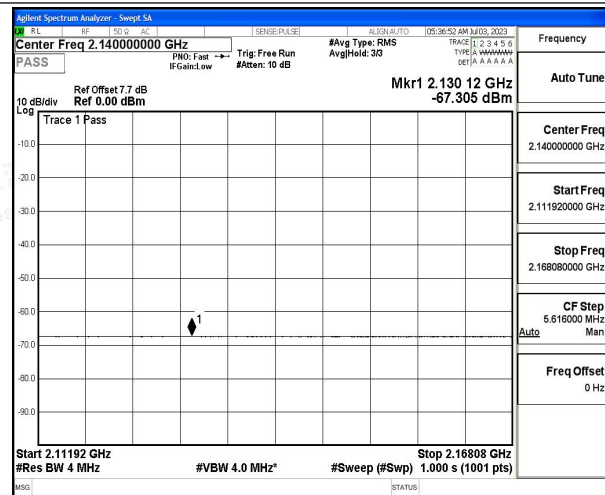
1.83192GHz~1.87808GHz



1.88192GHz~1.91808GHz



2.01192GHz~2.02308GHz



2.11192GHz~2.16808GHz



Shenzhen LCS Compliance Testing Laboratory Ltd.

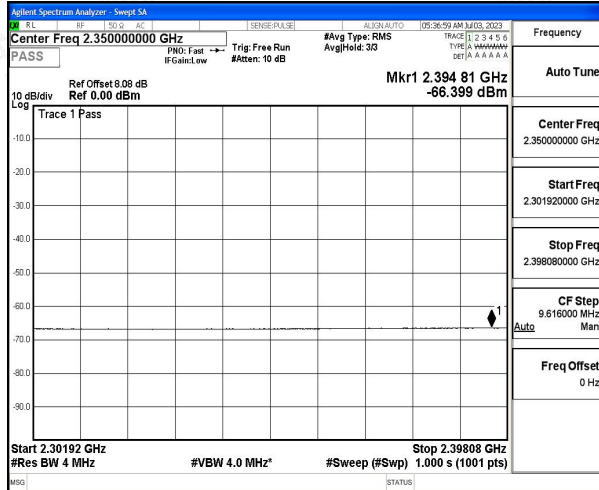
Add: Room 101, 201, Building A and Room 301, Building C, Juji Industrial Park, Yabianxueziwei, Shajing Street, Bao'an District, Shenzhen, Guangdong, China

Tel: +(86) 0755-82591330 | E-mail: webmaster@lcs-cert.com | Web: www.lcs-cert.com

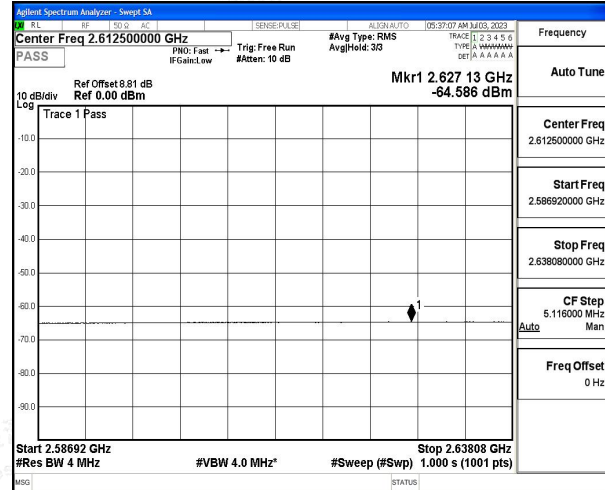
Scan code to check authenticity



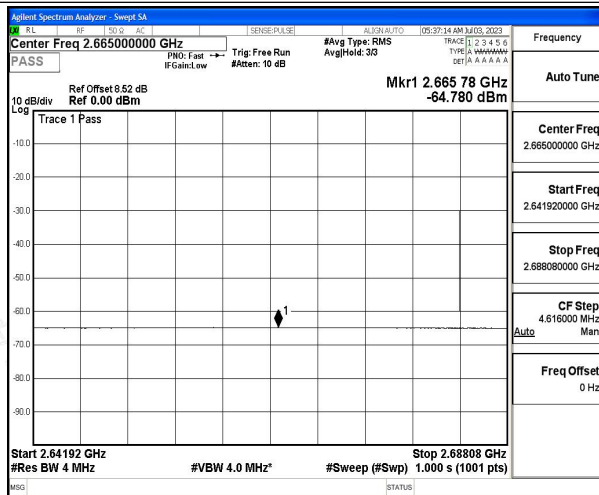
### The Worst Test Result of Spurious Emissions for Band VIII (Middle Channel, Traffic)



2.30192GHz~2.39808GHz



2.58692GHz~2.63808GHz



2.64192GHz~2.68808GHz





## Transmitter spurious emissions

Radiated spurious emissions - MS allocated a channel(Worst Case)

WCDMA Band I: Middle Channel, Normal condition				
Frequency (MHz)	Radiated Spurious Emission		Limit (dBm)	Test Result
	Polarization	Level(dBm)		
52.39	Horizontal	-79.88	-36.00	Pass
714.01	H	-72.10	-36.00	
3821.47	H	-70.11	-30.00	
5732.09	H	-59.88	-30.00	
7641.78	H	-57.84	-30.00	
WCDMA Band I: Middle Channel, Normal condition				
Frequency (MHz)	Radiated Spurious Emission		Limit (dBm)	Test Result
	Polarization	Level(dBm)		
60.79	Vertical	-75.23	-36.00	Pass
841.75	V	-79.92	-36.00	
3825.86	V	-64.22	-30.00	
5733.40	V	-51.35	-30.00	
7641.23	V	-50.09	-30.00	

WCDMA Band VIII: Middle Channel, Normal condition				
Frequency (MHz)	Radiated Spurious Emission		Limit (dBm)	Test Result
	Polarization	Level(dBm)		
51.51	Horizontal	-72.17	-36.00	Pass
760.63	H	-79.75	-36.00	
1280.62	H	-63.45	-30.00	
2582.15	H	-58.19	-30.00	
3500.09	H	-57.06	-30.00	
WCDMA Band VIII: Middle Channel, Normal condition				
Frequency (MHz)	Radiated Spurious Emission		Limit (dBm)	Test Result
	Polarization	Level(dBm)		
59.56	Vertical	-70.07	-36.00	Pass
736.80	V	-80.13	-36.00	
1283.47	V	-61.57	-30.00	
2584.57	V	-54.52	-30.00	
3503.95	V	-54.19	-30.00	



Shenzhen LCS Compliance Testing Laboratory Ltd.

Add: Room 101, 201, Building A and Room 301, Building C, Juji Industrial Park, Yabianxueziwei, Shajing Street, Bao'an District, Shenzhen, Guangdong, China

Tel: +(86) 0755-82591330 | E-mail: webmaster@lcs-cert.com | Web: www.lcs-cert.com

Scan code to check authenticity



## Radiated spurious emissions - MS in Idle Mode(Worst Case)

WCDMA Band I: Middle Channel, Normal condition				
Frequency (MHz)	Radiated Spurious Emission		Limit (dBm)	Test Result
	Polarization	Level(dBm)		
56.43	Horizontal	-78.25	-57.00	Pass
938.65	H	-73.84	-57.00	
1794.70	H	-68.19	-47.00	
2704.19	H	-55.30	-47.00	
3612.40	H	-55.78	-47.00	
WCDMA Band I: Middle Channel, Normal condition				
Frequency (MHz)	Radiated Spurious Emission		Limit (dBm)	Test Result
	Polarization	Level(dBm)		
59.27	Vertical	-77.07	-57.00	Pass
822.53	V	-72.07	-57.00	
1795.02	V	-65.02	-47.00	
2700.86	V	-54.02	-47.00	
3614.60	V	-54.73	-47.00	

WCDMA Band VIII: Middle Channel, Normal condition				
Frequency (MHz)	Radiated Spurious Emission		Limit (dBm)	Test Result
	Polarization	Level(dBm)		
57.35	Horizontal	-75.57	-57.00	Pass
949.70	H	-72.75	-57.00	
1693.56	H	-66.52	-47.00	
2675.12	H	-58.81	-47.00	
3248.98	H	-58.49	-47.00	
WCDMA Band VIII: Middle Channel, Normal condition				
Frequency (MHz)	Radiated Spurious Emission		Limit (dBm)	Test Result
	Polarization	Level(dBm)		
53.70	Vertical	-71.66	-57.00	Pass
993.64	V	-77.21	-57.00	
1700.79	V	-66.10	-47.00	
2674.39	V	-52.76	-47.00	
3249.22	V	-56.13	-47.00	

-----THE END OF REPORT-----



Shenzhen LCS Compliance Testing Laboratory Ltd.

Add: Room 101, 201, Building A and Room 301, Building C, Juji Industrial Park, Yabianxueziwei, Shajing Street, Bao'an District, Shenzhen, Guangdong, China

Tel: +(86) 0755-82591330 | E-mail: webmaster@lcs-cert.com | Web: www.lcs-cert.com

Scan code to check authenticity

